

Sea Isle City Master Plan Reexamination Survey Summary September 2015

1. How would you describe Sea Isle City? (In 5 words or less)

The 3,195 response(s) to this question can be found in the appendix.

2. What is your gender?

Response	Chart	Percentage	Count
Male		45.3%	1493
Female		54.7%	1804
		Total Responses	3297

3. How old are you?

Response	Chart	Percentage	Count
17 years or younger		0.9%	31
18 to 24 years old		0.9%	30
25 to 34 years old		2.6%	86
35 to 49 years old		17.7%	586
50 to 65 years old		51.6%	1712
66 to 75 years old		22.0%	728
Over 75 years old		4.3%	142
		Total Responses	3315

4. How many people, including yourself, live in your household?

Response	Chart	Percentage	Count
1		6.8%	226
2		40.7%	1343
3		12.3%	407
4		16.8%	556
More than 4		23.3%	771
		Total Responses	3303

5. Are you a..... (choose only one)

Response	Chart	Percentage	Count
Property Owner		77.6%	2572
Year Round Renter		1.1%	36
Seasonal Renter		8.6%	285
Business Owner		0.4%	12
Visitor		5.8%	193
Other, please specify...		6.6%	218
		Total Responses	3316






6. How long have you either lived in Sea Isle City or owned a business in Sea Isle City?

Response	Chart	Percentage	Count
Less than one year		2.6%	86
2 to 4 years		10.4%	342
5 to 10 years		13.1%	431
More than 10 years		51.0%	1682
Do not live or own a business in Sea Isle City		23.0%	758
		Total Responses	3299







7. If you are a visitor to Sea Isle City, how many times a year do you visit?

Response	Chart	Percentage	Count
Not a visitor		67.4%	1932
This is my first time!		0.2%	7
1 to 5 times a year		12.7%	364
6 to 10 times a year		4.2%	121
More than 10 times a year		15.4%	442
		Total Responses	2866



8. If you are a business owner, how long have you owned a business in Sea Isle City?

Response	Chart	Percentage	Count
Not a business owner		96.8%	2692
Less than 1 year		0.3%	7
2 to 5 years		0.5%	15
6 to 10 years		0.4%	12
Over 10 years		2.0%	56
		Total Responses	2782









9. If you are a business owner, describe your business:

Response	Chart	Percentage	Count
Not a business owner		96.5%	2631
Retail Services (restaurant, clothing, gifts, food)		0.8%	21
Personal Services (beauty shop, yoga studio, etc.)		0.0%	1
Business Services (bank, real estate office, contractor, etc.)		0.7%	19
Offices (general, professional, medical etc.)		0.2%	5
Other, please specify...		1.8%	49
		Total Responses	2726

10. Is parking a problem for you in the summer season?




Response	Chart	Percentage	Count
Yes		71.3%	2307
No		28.7%	929
		Total Responses	3236

11. What areas do you find a parking problem in the summer season?




Response	Chart	Percentage	Count
Downtown Business District		63.1%	2005
Near the Promenade		55.4%	1760
Fish Alley		42.1%	1337
Shopping Center at 63rd Street		30.5%	968
Townsend Inlet Business District		12.3%	391
Residential Areas (Which ones?)		43.7%	1389
Other areas with parking problems please specify...		13.4%	426
No parking problems during summer season		9.3%	296
Total Responses			3177

We have reached a saturation point
 Mark parking spaces in residential areas
 Renters with larger homes bring multiple cars
 People park to close to driveway
 Problem increases when duplexes are built
 Not a unique problem, all shore towns have similar problems
 Especially on major weekend
 What are the reasons/requirements for yellow lines
 Corners are blind spots at most intersections

12. Are the current wayfinding signs sufficient to find your way around Sea Isle City?

Response	Chart	Percentage	Count
YES. Wayfinding signage system is okay		67.0%	2142
NO. Wayfinding signage system needs improvement		7.0%	224
Don't know		26.0%	833
Total Responses			3199

13. Streetscape improvements have been made to JFK Boulevard and the Landis Avenue Business Area. Would you like to see these improvements extended to other business areas?




Response	Chart	Percentage	Count
YES Tell us which areas should be improved?		34.9%	1097
NO		26.0%	815
Don't know		39.1%	1227
		Total Responses	3139

- Improvements look great
- Extend Landis Ave.
- All business areas
- More colorful plantings along the promenade
- 63rd street shopping area
- Townsend Inlet area
- Bay area near fish alley, move city garage to another area
- Cleanup junky looking and dated stores
- Plant more greenery
- Bury all utility lines

14. Do you think Sea Isle City is a safe place to bicycle?

Response	Chart	Percentage	Count
Yes		48.1%	1535
No		51.9%	1656
		Total Responses	3191

15. Should bicycle routes and /or bike lanes be installed in Sea Isle City to promote bicycle use?

Response	Chart	Percentage	Count
YES Bicycle facilities are needed here		64.8%	2067
NO Bicycle facilities are not needed.		23.8%	758
Don't know		11.5%	366
		Total Responses	3191

Everywhere

Pleasure Ave is a disaster waiting to happen

Safe bike lanes for north/south routes

Roads are not wide enough to allow for bike lanes

Bike paths yes, but not on main streets add to congestion

Surrounding towns have much better biking conditions due to the size of their roads

If bike lanes are added parking will be eliminated

Suggestions:

Pleasure local traffic only

Pleasure local traffic only on weekend

Extend the promenade

No bikes on sidewalks

Enforce traffic regulations for bikers

Enforce city regulations for bikers on the promenade




Bike lanes on the causeway

Get bikes off the promenade

Establish a bicycle safety program for residents and visitors

Develop a bike route that covers the entire length of the island

16. Is traffic congestion a problem for you during the summer season?

Response	Chart	Percentage	Count
NO Traffic congestion is not a problem.		32.1%	1021
YES Traffic congestion is a problem. The worst congested areas area:		61.7%	1964
Don't know.		6.2%	199
		Total Responses	3184






Summer months most of the main roads

Saturday mornings at change over time, need officers to direct traffic




63rd street business area

JFK on weekends
 Boulevard off shore
 Pleasure Ave is mess
 When TI Bridge closes
 Catholic Church Area
 Combination of heavy rains and high tides










17. There is a jitney service provided by Sea Isle City during in the summer season for residents and visitors. What improvements would you like to see in the jitney service?

Response	Chart	Percentage	Count
Works great! No improvements needed		30.8%	989
More frequent hourly service		13.4%	429
Greater jitney route coverage		18.4%	590
More hours of service		15.3%	492
Don't use the jitney!		35.1%	1128
		Total Responses	3211

18. How would you rank the current retail businesses and services in Sea Isle City?

Response	Chart	Percentage	Count
Good		54.3%	1727
Fair		41.5%	1320
Poor		4.3%	136
		Total Responses	3183

19. What types of additional businesses would you like to see in Sea Isle City?

Response	Chart	Percentage	Count
Food Market		47.7%	1427
Specialty Foods		29.2%	875
Clothing and Apparel Shops		16.4%	492
Book Stores		14.4%	432
Games and Recreation		20.7%	620
Hardware Stores		47.3%	1417
Restaurants		30.5%	913
Kids Oriented Activity Shops		24.3%	727
Other, please specify...		22.8%	683
Total Responses			2994

For the “other, please specify” section, there were 683 responses. Of these responses, there were clearly several that were most prevalent:







*A recurring theme of the comments indicated a desire for more diversity in the City’s restaurants.

* In conjunction with the food market category, many comments indicated the need for a larger supermarket and/or renovation/expansion of the current ACME.

*Even though it was specifically included in a separate item of the survey, #21, which asked what type of development would be preferred at the former amusement park site, amusements were most recurring as another type of business desired in the City.

*Gas station *Movie theater

20. The former Sea Isle City school building on Park Road will be vacant when the new City Hall is completed. What do you want to see happen with this public property?

Response	Chart	Percentage	Count
Sell for residential development		5.4%	168
Sell for commercial development		6.3%	196
Sell for mixed use (commercial/residential development)		8.5%	266
Develop as a park & recreation area		36.0%	1126
Use as a parking lot		28.1%	880
Other, please specify...		15.8%	496
Total Responses			3132








47	Community Center with a Pool
42	Pool
36	Parking Lot
30	Parking Garage
14	Free Parking
12	12 Parking 12 Green Space
37	Dog Park
31	Amusement Park
24	Recreation Building
14	Develop for recreation
10	Water Park
9	Food Market/ Whole Foods
8	Community Center with gym
8	Community Center
8	Movie Theatre
8	55 and over Housing
6	Senior Center
6	Park
5	Green Space
5	Section 8 Housing
5	No mixed use
5	Sell and Pay down Debt
4	Overnight Parking Lot
4	Open Space I Green Space
4	Something for Children
4	YMCA
4	NO Pool
4	Restaurants
4	Urgent Care Center
4	Commercial Development
3	Bowling Alley
2	Restaurant, Park, Parking
2	Senior Rec. Center with Pool
2	Hardware Store
2	Single Family Homes
2	Keep Gym and classrooms for senior hobbies
2	Gas Station
2	Retain for future use
2	Outdoor Rec. Center
2	Mini Golf
2	Teen Facility for dances, laser tag, go-carts, etc.
2	Residential Use
2	Keep School and rent out classrooms
2	Pickle ball courts
2	Park w/picnic area, tables and grills
2	High End Hotel w/restaurant and banquet facility
2	Mixed Use/

- 2 Retail Center / Town Center
- + RV site
- + Bird Sanctuary

The following had one response:

No residential development, tear down building and sell land when value increases, Indoor water amusements, skating rink, Public safety activities, Transportation Center (for parking, Jitney Hub, Bus Terminal), Combine (Park, Recreation and parking), Mall with food court, Covered basketball courts, a SCHOOL, Teen Center, Small part for commercial and the rest for a park and recreation, put Acme there, Keep the gym rest as a park and parking garage, Public Works Facility, Fire Training, Park and Recreation, High Quality Dinning / Retail Center, Museum type building, Shower / Bathroom Facilities for day visitors, Preservation, Volleyball courts, Bar / Restaurant, Shuffle board courts, Senior Care Facility, Golf Cart Rental, Wildlife Sanctuary, Apple Store, WaWa or 7Eleven, Hotel, Gym Indoor Walking Track, Keep School and turn into a real Community Center.

21. The former Amusement Park Site at the City Marina facility is now vacant and is used for parking. What type of development would you like to see in this area?

Response	Chart	Percentage	Count
Additional Parking		34.8%	1091
Amusement Park		43.1%	1352
Water Park		40.0%	1254
Miniature Golf Course		26.0%	816
Traveling Carnival / Fair		10.3%	323
Go-Cart Park		12.7%	397
Other, please specify...		11.3%	353
		Total Responses	3137

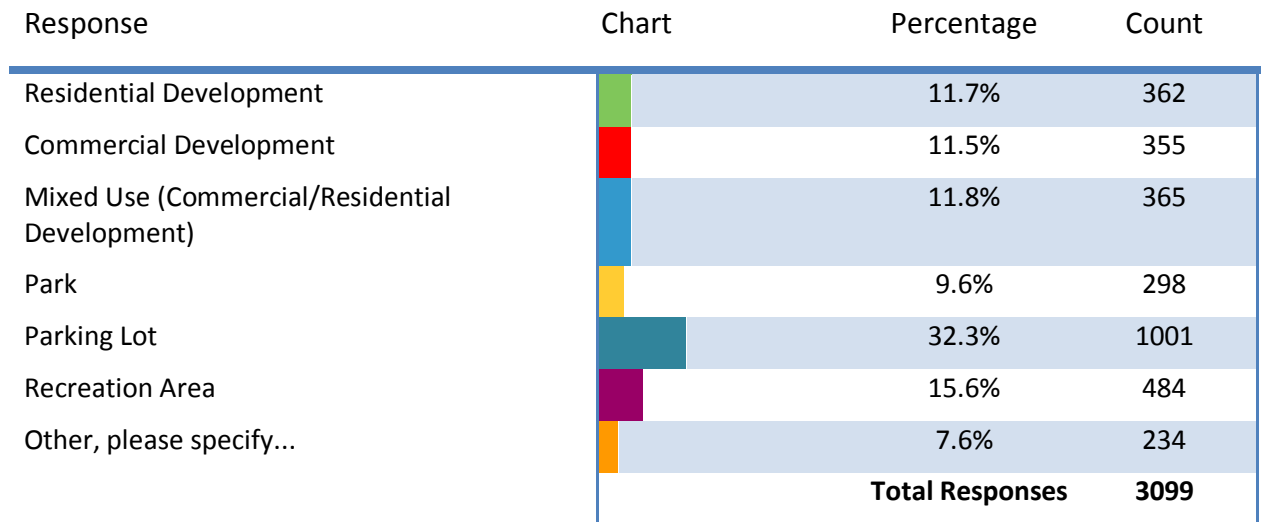
- 31 Something for Kids and Teens
- 27 Open Space / Green Space
- 25 Dog Park
- 16 Restaurant with Parking
- 15 Remain and use for Parking
- 14 Amusement Park
- 12 Something for Families
- 10 Parking Garage
- 10 Free Parking Lot
- 9 Pool
- 8 Movie Theatre
- 7 Park

- 7 Flea Market
- 5 Small Shops / Stores
- 4 Rec Activities
- 3 Community Center with a Pool
- 3 Roller Skating Rink
- 3 Long Term Parking
- 2 Covered Rec Area
- 2 Brew Pub
- 2 Relocate WaWa with Gas Pumps
- 2 Farmers Market
- 2 Hotel
- 2 Interactive Learning ex. How to fish, Kayak, Sail
- 2 Senior Center
- 2 Shuffleboard
- + More boat ramp parking
- + Trailer storage parking
- + Festival Grounds for items such as Food Truck Festival
- + High Ropes Adventure Park

The following had one response:

Sell and Pay down debt, Tennis Courts, Warehouse or flow rider, Marina Stores, Traveling Carnival, Beer Garden, Playground with elevated view of water, Golf Cart Parking, River Walk, Area for Vendors with seating, mixed use (Residential/Commercial)

22. The old, former Fire House on Jersey Avenue, across from JFK Boulevard Recreation Area, is currently vacant and used for storage. What type of development would you like to see at this site?



- 35 Historical Restoration
- 15 Dog Park
- 14 Parking Lot, Parking Garage, Overnight Parking, Free Parking
- 13 Museum
- 11 Shuffle Board, Pickle Ball, Bocce Courts

- 11 Restaurant other than Italian
- 9 Commercial Development
- 7 Green Park
- 7 Residential Development incl. 1 for Section 8 housing
- 6 Movie Theatre
- 5 Teen Center
- 5 Recreation Building
- 4 Medical Clinic / Urgent Care
- 4 Keep for Storage
- 4 Bar
- 3 Brewery
- 3 Art Studio / Education Center
- 2 Boutique Motel
- 2 Hardware Store
- 2 Roller Skating
- 2 Indoor Pool
- + Green Acres
- + Boat trailer storage
- + Fire House themed Tavern

The following had one response:

Mini Golf, Doggie Daycare, Condos Only, Indoor Flea / Antique Mall, Casino, Trader Joes type Market, Racquet Ball, Bowling Alley, Climbing Wall, Laser Tag, Splash Zone, Senior Care Facility, Ice Cream Parlor, Amusement Park, Hall, Sell and pay down debt, Handicap Parking Only, Fire Safety Education Building

23. Sea Isle City's land use ordinance regulates the type of uses allowed along with the size, height and setback from property lines of permitted structures. Do you have any concerns with, or suggested changes to, the City's current land use ordinances?

Response	Chart	Percentage	Count
I am not familiar with the City's land use ordinances		49.3%	1544
No changes are needed. They work well.		16.5%	518
YES If yes, describe your concerns with and possible changes you would like made in the land use ordinance.		34.2%	1071
Total Responses			3133

Size of Homes:

- Feeling of too much density and congestion
- Seashore feeling is being lost
- Eliminate Mega houses 7 bedrooms replacing 4 bedrooms
- Can existing infrastructure support the continued building of larger homes
- Restore the FAR requirement
- Town looks crowded and overdeveloped
- More single family homes

Larger homes cause more flooding
 Maintain setbacks
 Larger buildings add to the parking concerns
 Larger buildings takeaway from the charm
 Building huge monster houses on undersize lots adds to the unattractive density
 Increase parking requirements



Mixed Use:

Not enough parking required
 Eliminate the need for stores on the first level
 Setbacks requirements insufficient, to close to the sidewalks
 Looks crowded and overdeveloped
 Buildings too close

General comments:

Moratorium on building
 Building is out of control
 Only enforcing certain people
 Boards favor local residents
 Not enough permeable ground for drainage
 Sea Isle is already overbuilt

24. Do you participate in Sea Isle City's recreational programs?

Response	Chart	Percentage	Count
YES If yes, which one(s)?		37.6%	1137
NO If no, why not?		62.4%	1884
		Total Responses	3021

- 404 Enjoys Dealy Field / B-Ball / Tennis / Summer Camps / Playgrounds / etc
- 337 Enjoys Band Shell / Concerts / Movies / Dance Parties
- 143 Enjoys Exercise / Fitness Classes / Aerobics / Yoga / Sit-B-Fit / etc
- 110 Other Interests (Beach, Bike, Walk, Boat, Family, Relax, etc.)
- 85 No Time / I work
- 81 Don't have (young) Children / Our Kids are grown
- 80 Not interested
- 77 Too Old / I'm a Senior / Age
- 35 Don't like any / Not enough offered / Nothing Interests Me
- 33 Not sure what they are
- 24 Wrong Times
- 20 Parking / Traffic concerns
- 18 Junior Olympics
- 16 Enjoys Pickle Ball
- 15 New Resident / Just Learning about SIC

- 8 I am Disabled / Health Issues / Special Needs
- 5 We Go To O.C. or Stone Harbor for Recreation
- 8 Need More for Children / We Have Little Children (age 3, 4, 5, etc.)
- 7 Need More for Seniors

The following had one response: Too crowded, Don't Want to Pay \$ for Recreation activities, We need an Indoor Recreation Facility, Home Run Derby, want a Pool, Occasionally people also mentioned that they enjoy the parades.

25. Do you feel additional recreation facilities and / or programs are needed?

Response	Chart	Percentage	Count
YES		37.4%	1139
NO		29.2%	887
Don't know		33.4%	1016
		Total Responses	3042

26. What additional recreation programs / and or facilities are needed?

Response	Chart	Percentage	Count
Senior Activity Center		21.8%	539
Senior Programs (Tell us what kind of programs)		6.5%	161
Playground for young children		14.8%	366
Play area for teens		24.0%	594
More indoor recreation facilities (Tell us what kind of facilities?)		19.6%	485
Outdoor community pool		24.1%	596
Walking trails		34.9%	865
Picnic areas		15.4%	382
Dog Park		40.4%	999
Cultural programs (Tell us what kind of programs)		5.5%	135
Other, please specify...		11.6%	287
		Total Responses	2475

- 103 Swimming Pool (mostly indoor – typically mentioned at Park Road location)
- 33 Basketball Courts / Programs (most often indoors)
- 32 Fitness Programs / A Fitness Center
- 30 Games / Game Room (ping pong, mahjong, cards, etc.)

30	Gymnasium
25	Art / Arts & Crafts Programs
23	No needs
17	Bike Trails / Lanes / Areas
15	Dog Beach / Dog Park
12	Volleyball Courts / Volleyball League
11	Community / Recreation Center
11	Tennis (sometimes requested indoors)
11	No Swimming Pool
10	Indoor Activities (rainy days / winter)
9	Bayside Recreation / water sports / kayak storage
9	Dance Lessons / Dance Programs
9	More Parks / Trees / Shade
8	More Parks / Bird-Nature Preserve / Passive Parks
8	Pickle Ball (mentioned at Fire House too)
8	Bowling Alley
8	Amusement Park / Rides
7	Walking Trails / Indoor Walking / Nature Trails
7	Bingo
6	More Fishing Piers
6	Racquetball
6	Water Park
6	Yoga (indoor /outdoor)
5	Cooking Classes
5	Pickle Ball
5	More Playgrounds
5	Computer / Camera / Phone Classes
4	Bathrooms (on Beach etc.)
4	Add Playgrounds specifically in south-end
4	Theater / Theater Programs / Music
3	Shuffleboard
3	Miniature Golf
3	Book Clubs
3	Pavilions with Shade / Umbrellas / Shade at Dealy Field
3	Beaches for Picnicking / Grilling / Bon Fires
3	Rock Climbing Wall
2	Add Outdoor Showers (including at south end of Prom)
2	Baby Sitting Day Care Services
2	Skate Park / Roller Blade Park
2	Tai Chi:
2	Indoor Walking Track
2	Outdoor Park at former Public School facility
1	More Parking
1	Ocean Piers on the Promenade
1	Eliminate parking on Landis north of 29th one side for bikes
1	Bigger Boardwalk with more stores
1	Bayside Boardwalk
1	Beach Tags Eliminated:
1	Extended Farmers Market (spring to fall)
1	Summer camps (non-sports)

- 1 Sports Camps on Weekends
- 1 Smoking Banned on Beach
- 1 Softball
- 1 Activities for People with Special Needs Activities
- 1 Water Safety / Water Education








AGE SPECIFIC COMMENTS:

- 33 Teen Activities / Facility / Dances
- 14 Children’s Activities / Programs
- 7 Trips / Programs for Seniors:
- 4 Sports Camps for Kids (soccer, football, etc.)
- 3 Activities for Adults (Special Needs too)
- 2 -Sports activities for Children
- 2 Adult Education / Wellness Education

The following had 1 response: Adult Exercise, Adult Exercise (specifically other than yoga, aerobics, and beach), Elderly Activities

Something to attract teens so they don’t clog up the Promenade and Teens on the promenade are an issue / ignored by Police (each mentioned several times)

27. If the former School Building on Park Road is used for recreation, what recreation activities and programs would you like to see there?

Response	Chart	Percentage	Count
Gymnasium		51.8%	1354
Senior Programs		43.1%	1127
Teen Activities		49.2%	1288
Adult Education Programs		30.7%	804
After-School Programs		19.8%	517
Arts & Crafts Programs		38.7%	1012
Other, please specify...		18.2%	476
		Total Responses	2616




- 130 Pool Indoor Swimming Pool
- 13 Gym with Pool
- 8 Community Center with Gym
- 7 Pickle Ball
- 7 Teen Activities
- 6 Park with Benches and Grills
- 5 Pre Teen Activities

- 5 Basketball
- 5 Summer Camps with possible transportation
- 5 Park
- 4 Show Movies
- 3 Dances, Teen Dances, Theme Dances Work out programs
- 3 Senior Activities
- 2 Open Air Park
- 2 Gym YMCA Bowling Alley
- 2 Racquet Ball Courts
- 2 Water Color Painting Classes
- 2 Art, Humanities and Language Classes
- 2 Yoga Classes

The following had one response:

Bridge Lessons and card playing, Museum ship building center, Stress Management, Sitting Park, Silver Sneaker Gym, Computer Lab, evening Summer Classes, Cooking Classes, Sewing Classes, Master Gardeners, Aerobic Classes, Health Fitness Programs, Stem Classes, Chess, Robotics, Bongo Room Concepts, indoor skating, Arts and crafts, Scrap Booking, Track and field, Exercise Classes, Daycare, Indoor Mini Golf, Salon I Day Spa, Indoor Tennis Courts, Nature Conservancy, Live Plays, Family Oriented Activities, Meeting Hall, Adult Sports, Indoor Walking Facility, Cultural Activities and Events, Bingo, Indoor Volley Ball, Bocce Ball, Shuffle Board, Soccer Field, Writing Camp for Kids, Pilates, Environmental Education, Wine Classes, 6 - 9 Hole Golf Course, rock wall, handball courts

28. Should Sea Isle City work to improve community-wide "GREEN" efforts?



Response	Chart	Percentage	Count
YES If yes, what programs do you suggest?		38.3%	1147
NO If no, why not?		9.7%	291
Don't know		52.0%	1557
		Total Responses	2995

- 164 "Recycling is enough"
- "Green enough"
- "Keep up recycling efforts"

- 196 "More trees & plants"
- "Less stone & concrete"
- "Too much concrete. Need trees, grass & shrubs"
- "Grass for new housing"
- "More green lawns"

- 57 "Preserve open space"
"Protect dunes & beach"
"Additional small parks"
- 98 "Solar facilities"
"Water use/education"
"Alternative power sources"
"Solar panels on City buildings"
- 1557 Don't know

29. Are you concerned about future "Sandy" storms affecting Sea Isle City?

Response	Chart	Percentage	Count
YES If yes, what would you like to see done to make Sea Isle City more storm resilient?		56.1%	1686
NO Not a concern.		43.9%	1322
		Total Responses	3008

- 344 "Replenish beaches & dunes"
"Wider dunes"
"Higher dunes" "Maintain dunes"
"Plant dune vegetation"

- 164 "Improve drainage"
"Less impervious surface"
"A way to drain water away as quickly as possible"
"Clean storm drains more often"
"Raise road in flood prone area"
"Address flooding in low areas"
"Install pump stations to alleviate flooding"

- 58 "Complete Sea Isle Blvd. & repair Townsends Inlet Bridge"
"Evacuation procedures"
"Better Evacuation Route signs"

- 48 "Extend Promenade"
"Build higher sea wall"
"Reinforce sea walls"

"Install breakwaters"
"Extend jetties & groins"
"Extend Promenade along entire island"

34 "Flood resistant construction"
"Raise elevation of houses"

1178 No not a concern

30. How would you rate the following aspects of Sea Isle City life?

	Excellent	Good	Fair	Poor	Don't know	Total Responses
Overall quality of life	1033 (33.3%)	1823 (58.7%)	216 (7.0%)	20 (0.6%)	14 (0.5%)	3106
City appearance	811 (26.1%)	1816 (58.5%)	423 (13.6%)	54 (1.7%)	2 (0.1%)	3106
Business mix	216 (7.0%)	1509 (48.6%)	1150 (37.0%)	203 (6.5%)	27 (0.9%)	3105
Place to bring young children (10 years old or younger)	770 (24.8%)	1324 (42.7%)	653 (21.0%)	265 (8.5%)	92 (3.0%)	3104
Place to bring older children (11 years old or older)	522 (16.8%)	1346 (43.4%)	860 (27.7%)	268 (8.6%)	108 (3.5%)	3104
A safe place	1325 (42.7%)	1528 (49.2%)	212 (6.8%)	25 (0.8%)	13 (0.4%)	3103
Environmental sustainability ("GREEN")	323 (10.4%)	1566 (50.5%)	695 (22.4%)	141 (4.5%)	377 (12.2%)	3102
Beach conditions	1109 (35.7%)	1675 (53.9%)	250 (8.1%)	66 (2.1%)	5 (0.2%)	3105
Walking conditions	760 (24.5%)	1707 (55.0%)	541 (17.4%)	86 (2.8%)	8 (0.3%)	3102
Bicycling conditions	187 (6.0%)	895 (28.8%)	1119 (36.1%)	806 (26.0%)	97 (3.1%)	3104
Traffic conditions	77 (2.5%)	852 (27.4%)	1464 (47.2%)	687 (22.1%)	24 (0.8%)	3104
Transit services (Bus services/ jitney)	444 (14.3%)	1539 (49.6%)	588 (18.9%)	85 (2.7%)	447 (14.4%)	3103
Public information (e-newsletter, Reverse 911)	1240 (40.0%)	1385 (44.6%)	224 (7.2%)	43 (1.4%)	211 (6.8%)	3103
Property maintenance	576 (18.6%)	1994 (64.3%)	412 (13.3%)	56 (1.8%)	65 (2.1%)	3103
Beach access	997 (32.1%)	1622 (52.3%)	364 (11.7%)	117 (3.8%)	4 (0.1%)	3104
Recreation programs	259 (8.3%)	1604 (51.7%)	683 (22.0%)	79 (2.5%)	477 (15.4%)	3102

31. Please provide any additional comments here.

In regard to survey item #31, where respondents were asked to provide “any additional comments,” there were a variety of concerns, ideas, suggestions, and comments relative to many issues, including those within the body of the survey, as well as items not specifically asked in the survey questionnaire. Of the 1,410 responses to this item, many comments noted favorably the capital improvements made in the City over the past several years and many comments simply indicated satisfaction with the City. The following represents those items of concern which were most recurring in one fashion or another throughout the “additional comments” section:

- A desire for amusements or activities of some kind, given the departure of Funland Amusement Park
- Concern with bicycle safety and the ability to properly bike throughout the City
- Concern with adequacy of parking throughout the City
- Concern with development, including size of structures and the continuation of mixed use development
- A desire for a dog park
- Concern with public behavior relative to alcohol, and a desire for enhanced police enforcement, particularly on the beach, promenade, and in the downtown bar zone
- Desire for easier beach access, particularly for ease of travel over the sand
- Desire for more beach restrooms
- Concern with water/sewer rates (too high, unfair to non-residents)
- Concern with the disposition of the school building. Comments indicated the desire for recreation services, parking, parkland, and a review of the cost/benefit prior to capital investment
- Desire for enhanced jitney service (extended routes, longer hours of service)
- Desire for more trees, greenery citywide
- Concern with property maintenance
- Concern with the ACME site

32. YOUR NAME and ADDRESS (Optional)

The 1006 response(s) to this question can be found in the appendix.

33. PLEASE PROVIDE YOUR EMAIL ADDRESS (Optional)

The 1347 response(s) to this question can be found in the appendix.